



Delivery Instruction Pallet box and Tray

Page: 1 of 2

Validity: 2025-08-01

EMEA-015


General

- **Creator:** Crop Science Division / PS-AIM-CPI-PQFP-F&P
- **Contact:** packagingCS@bayergroup.onmicrosoft.com
- **Note:** Any necessary deviations must be pre-approved by the Crop Science Division / PS-AIM-CPI-PQFP-F&P and coordinated with local sites. Only one type of packaging is permitted per pallet. Protective accessories are considered disposable and must comply with EU Regulation 2025/40
- **Reason for update:** General review

Pallet/Palletization

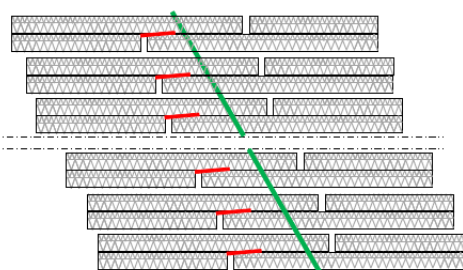
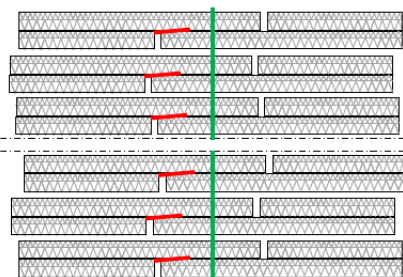
- **Type:** CP-1 HT Pallet, 2 per package
- **Cover:** banded, in both directions (long and short)
- **Banded by wrapping tapes:** covering on the top and bottom with a firm board/cardboard corner
- **Max Pallet Height:** 1.85 m
- **Storage:** Always under the roof

Standard palletizing configuration



Bundles

- **Pallet box Bundling:** body parts not bundled, lids bundled (10 pcs per bundle)
- **Conditions:** usage of easy to open strips
- **Orientation:** all cases in the bundle must be oriented in the same direction and oriented parallel to the fluting with a calibrated tension



Quantity

- **Quantity for Pallet box:** 110 pcs, to be determined based on the respective article reference

Pallet Labeling

- **Pallet Label:** One label on each narrow side and one on a long side
- **Content:**
 - Bayer Material Number and Product Name
 - Bayer Order Number
 - Quantity per Pallet
 - Date of Production
 - Batch No.
 - Supplier Name
 - Supplier Internal Information
- **Note:** Any deviations must be agreed upon with the receiving site