




MARTIAN JELLY

MATERIALS:

- 1 TABLESPOON GRAPE JELLY
- 1/8 TEASPOON BAKING SODA (NOT BAKING POWDER)
- 1 TABLESPOON VINEGAR
- 1/2 CUP OF WARM WATER
- POPSICLE STICK TO STIR SOLUTION



PROCEDURE:

1. Dissolve grape jelly in a glass of warm water, and note the color.
2. Add baking soda and stir. (NOTE: You should do this over a sink. A fizzing reaction will occur, possibly causing it to overflow.) Notice the change in color.
3. Next, add vinegar and stir until the color of the grape jelly solution changes.

CAUTION: THIS EXPERIMENT REQUIRES PARENTAL SUPERVISION. TAKE CARE NOT TO LET ANY VINEGAR SPLASH INTO YOUR CHILD'S EYES — IT CAN STING.






WHAT THIS MEANS:

Chemical reactions occur when one chemical comes into contact with another. For example, when you add baking soda (a base) , it turns the solution basic and turns the purple color of the grape jelly solution to a greenish-black color. Then, when you add vinegar (which contains acetic acid) , the grape jelly solution reacidifies, and the color changes back to purple. Also, mixing baking soda and vinegar together causes a reaction that releases a gas called carbon dioxide (CO₂).

Making Science Make Sense[®] is Bayer's award-winning, company-wide initiative that advances science literacy through hands-on, inquiry-based science learning, employee volunteerism and public education.



For more information,
please visit MakingScienceMakeSense.com

-  **Facebook** facebook.com/Bayer
-  **Twitter** [@BayerUS](https://twitter.com/BayerUS)
-  **Instagram** [@BayerUS](https://instagram.com/BayerUS)
-  **YouTube** youtube.com/user/BayerChannel
-  **Pinterest** pinterest.com/BayerUS